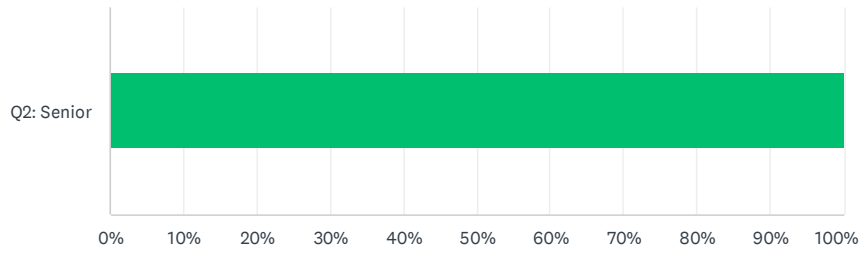


### Q1 Do you give permission to your teen (16-17 years) to take this survey?

Answered: 164 Skipped: 0

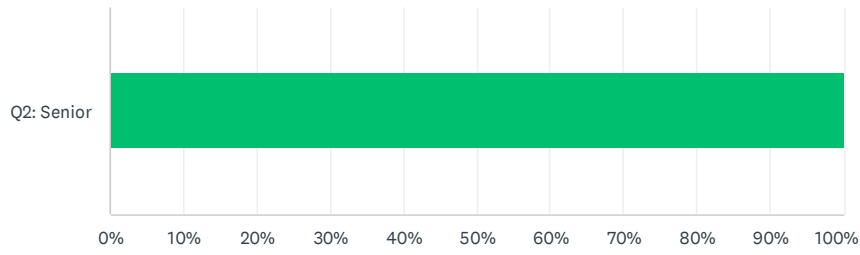


■ Yes ■ No

	YES	NO	TOTAL
Q2: Senior	100.00% 164	0.00% 0	100.00% 164
Total Respondents	164	0	164

## Q2 What year are you in high school?

Answered: 164 Skipped: 0

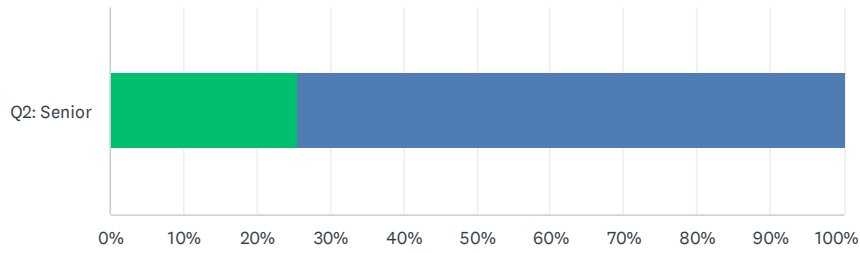


■ Senior 
 ■ Junior 
 ■ Sophomore 
 ■ Other 
 ■ Not in high school

	SENIOR	JUNIOR	SOPHOMORE	OTHER	NOT IN HIGH SCHOOL	TOTAL
Q2: Senior	100.00% 164	0.00% 0	0.00% 0	0.00% 0	0.00% 0	100.00% 164
Total Respondents	164	0	0	0	0	164

### Q3 Are you planning to take a gap year?

Answered: 164 Skipped: 0

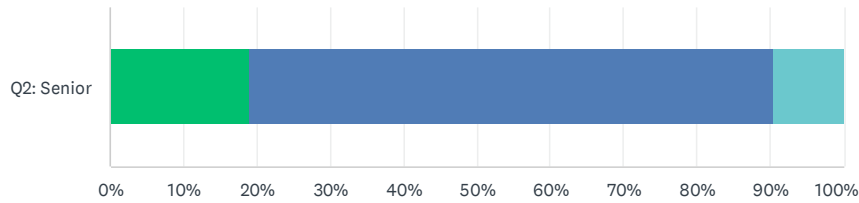


Yes 
  No

	YES	NO	TOTAL
Q2: Senior	25.61% 42	74.39% 122	100.00% 164
Total Respondents	42	122	164

### Q4 What are your plans for a gap year?

Answered: 42 Skipped: 122



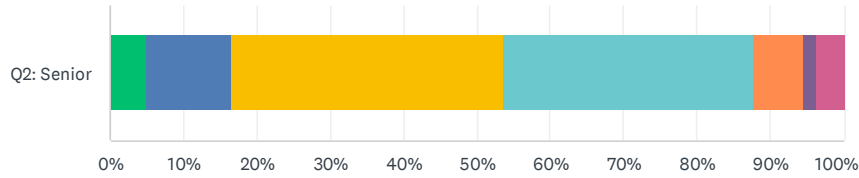
■ Travel
 ■ Work
 ■ Community or Philanthropic Service
 ■ Other (please specify)

	TRAVEL	WORK	COMMUNITY OR PHILANTHROPIC SERVICE	OTHER (PLEASE SPECIFY)	TOTAL
Q2: Senior	19.05% 8	71.43% 30	0.00% 0	9.52% 4	100.00% 42
Total Respondents	8	30	0	4	42

#	Q2: SENIOR	DATE
1	Figure out my life	4/23/2019 3:26 PM
2	Trade internship	4/23/2019 3:24 PM
3	Military	4/23/2019 2:49 PM
4	A break	4/23/2019 2:42 PM

### Q5 What are your education plans after high school?

Answered: 164 Skipped: 0

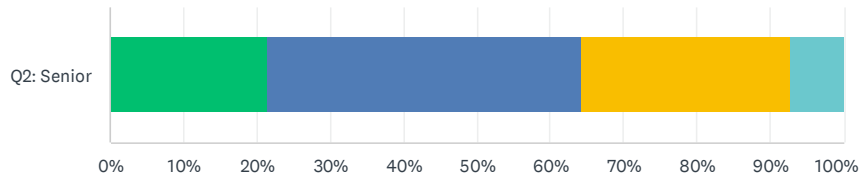


	NONE	PRIVATE COLLEGE	PUBLIC COLLEGE	COMMUNITY COLLEGE	TECHNICAL AND CAREER EDUCATION	APPRENTICESHIP PROGRAM	OTHER (PLEASE SPECIFY)	TOTAL
Q2: Senior	4.88% 8	11.59% 19	37.20% 61	34.15% 56	6.71% 11	1.83% 3	3.66% 6	100.00% 164
Total Respondents	8	19	61	56	11	3	6	164

#	Q2: SENIOR	DATE
1	university	4/23/2019 3:33 PM
2	Not sure	4/23/2019 2:49 PM
3	Beauty School	4/23/2019 2:49 PM
4	Military	4/23/2019 2:43 PM
5	military	4/23/2019 1:52 PM
6	Military	4/23/2019 1:47 PM

### Q6 Why are you choosing a Technical and Career Education or apprenticeship program?

Answered: 14 Skipped: 150

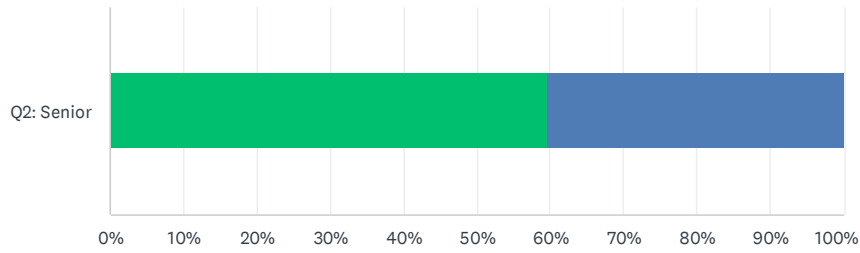


- More financially attainable
- Better places to develop my skill set
- Career I want does not require college
- Career will lead to my desired lifestyle
- Other (please specify)

	MORE FINANCIALLY ATTAINABLE	BETTER PLACES TO DEVELOP MY SKILL SET	CAREER I WANT DOES NOT REQUIRE COLLEGE	CAREER WILL LEAD TO MY DESIRED LIFESTYLE	OTHER (PLEASE SPECIFY)	TOTAL
Q2: Senior	21.43% 3	42.86% 6	28.57% 4	7.14% 1	0.00% 0	100.00% 14
Total Respondents	3	6	4	1	0	14

### Q7 Do you think of a Technical and Career Education or apprenticeship programs in the same way that you think about college?

Answered: 164 Skipped: 0

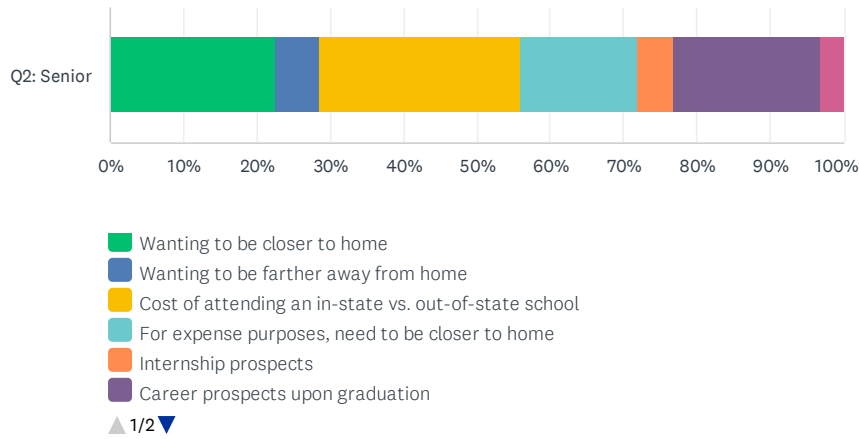


Yes
  No

	YES	NO	TOTAL
Q2: Senior	59.76% 98	40.24% 66	100.00% 164
Total Respondents	98	66	164

### Q8 My decision on where to attend college is or has been impacted primarily by (check one):

Answered: 164 Skipped: 0



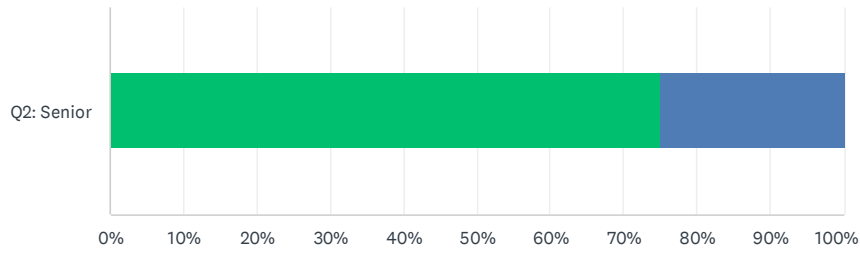
	WANTING TO BE CLOSER TO HOME	WANTING TO BE FARTHER AWAY FROM HOME	COST OF ATTENDING AN IN-STATE VS. OUT-OF-STATE SCHOOL	FOR EXPENSE PURPOSES, NEED TO BE CLOSER TO HOME	INTERNSHIP PROSPECTS	CAREER PROSPECTS UPON GRADUATION	OTHER (PLEASE SPECIFY)	TOTAL
Q2: Senior	22.56%	6.10%	27.44%	15.85%	4.88%	20.12%	3.05%	100.00%
	37	10	45	26	8	33	5	164
Total Respondents	37	10	45	26	8	33	5	164

#	Q2: SENIOR	DATE
1	sports	4/23/2019 4:01 PM
2	Don't know yet	4/23/2019 3:37 PM
3	still looking	4/23/2019 3:09 PM
4	A school that will prepare for employment in what i like.	4/23/2019 2:16 PM
5	I wanted to be down south	4/23/2019 2:11 PM



### Q9 Are costs a factor in deciding whether or not to attend college?

Answered: 164 Skipped: 0

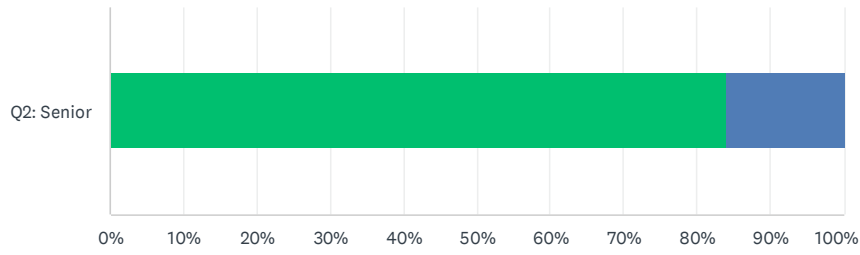


Yes 
  No

	YES	NO	TOTAL
Q2: Senior	75.00% 123	25.00% 41	100.00% 164
Total Respondents	123	41	164

### Q10 Are costs a factor in deciding which college to attend?

Answered: 164 Skipped: 0

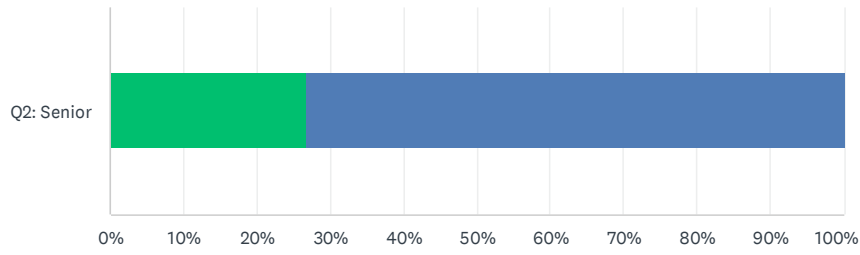


Yes 
  No

	YES	NO	TOTAL
Q2: Senior	84.15% 138	15.85% 26	100.00% 164
Total Respondents	138	26	164

### Q11 If costs are a factor, will you be attending college part-time or full-time?

Answered: 164 Skipped: 0

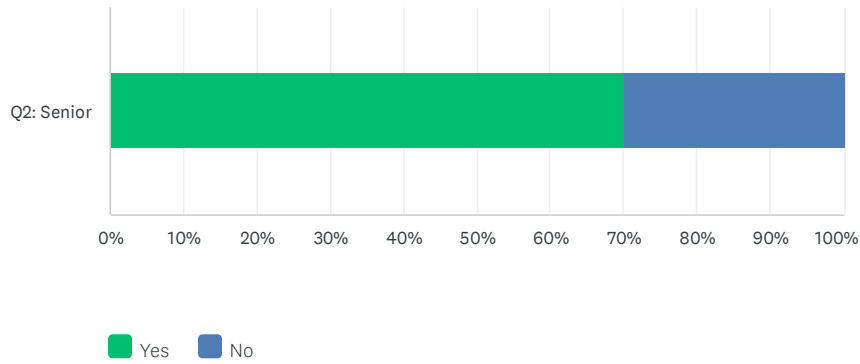


■ Part-Time ■ Full-Time

	PART-TIME	FULL-TIME	TOTAL
Q2: Senior	26.83%	73.17%	100.00%
	44	120	164
Total Respondents	44	120	164

### Q12 Will your career plans affect your school choice? (i.e., will where you are going give you the skills you need for your career)

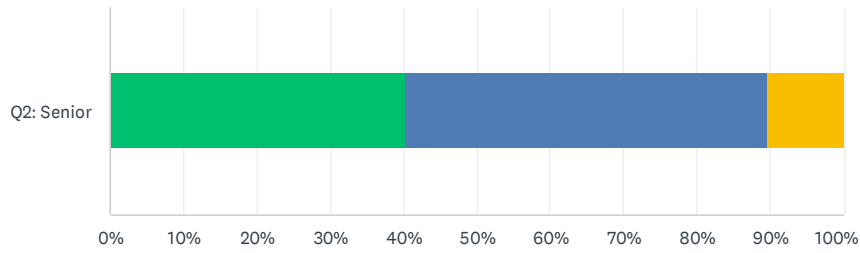
Answered: 164 Skipped: 0



	YES	NO	TOTAL
Q2: Senior	70.12% 115	29.88% 49	100.00% 164
Total Respondents	115	49	164

### Q13 Have you had to change your higher education choices because of costs?

Answered: 164 Skipped: 0

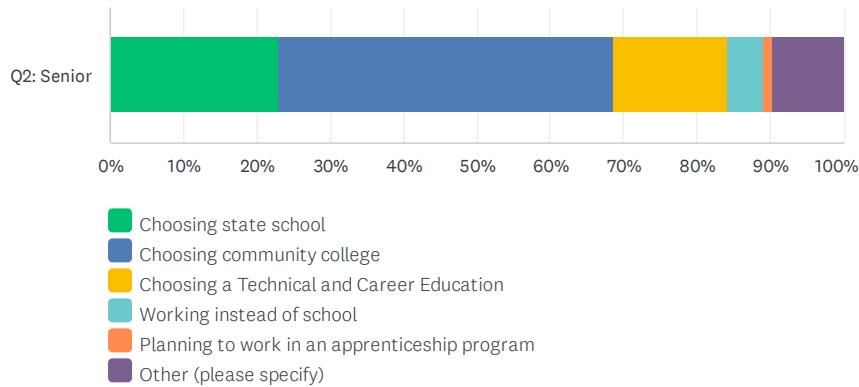


■ Yes 
 ■ No 
 ■ I don't know 
 ■ I don't know

	YES	NO	I DON'T KNOW	I DON'T KNOW	TOTAL
Q2: Senior	40.24% 66	49.39% 81	10.37% 17	0.00% 0	100.00% 164
Total Respondents	66	81	17	0	164

### Q14 How are you changing your higher education choices?

Answered: 83 Skipped: 81

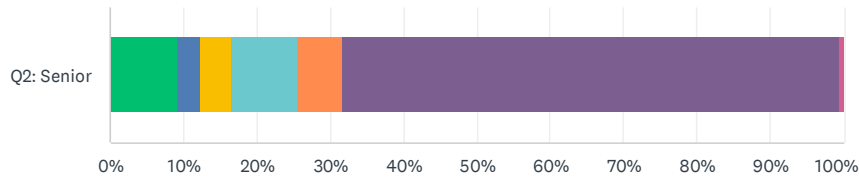


	CHOOSING STATE SCHOOL	CHOOSING COMMUNITY COLLEGE	CHOOSING A TECHNICAL AND CAREER EDUCATION	WORKING INSTEAD OF SCHOOL	PLANNING TO WORK IN AN APPRENTICESHIP PROGRAM	OTHER (PLEASE SPECIFY)	TOTAL
Q2: Senior	22.89% 19	45.78% 38	15.66% 13	4.82% 4	1.20% 1	9.64% 8	100.00% 83
Total Respondents	19	38	13	4	1	8	83

#	Q2: SENIOR	DATE
1	Just a different college	4/23/2019 3:45 PM
2	Undetermined	4/23/2019 3:34 PM
3	Choosing a cheaper college	4/23/2019 3:22 PM
4	Choosing a school where I received the highest aid.	4/23/2019 3:03 PM
5	Going to public college	4/23/2019 2:59 PM
6	Staying in CA state for sure	4/23/2019 2:18 PM
7	Going to cheaper state school	4/23/2019 2:11 PM
8	choosing school that offered the most scholarships	4/23/2019 1:40 PM

### Q15 Are you changing your higher education choices because of other factors?

Answered: 164 Skipped: 0



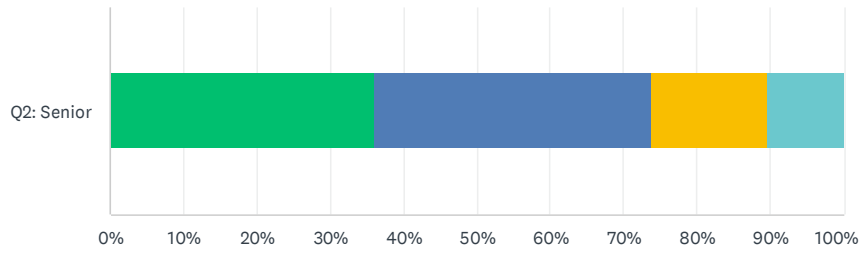
- My career choice doesn't require a college degree
- Joining a family business
- Feel that a college degree doesn't give me the critical skills I need
- See highly successful individuals without a college degree
- Joining the military
- No
- Other (please specify)

	MY CAREER CHOICE DOESN'T REQUIRE A COLLEGE DEGREE	JOINING A FAMILY BUSINESS	FEEL THAT A COLLEGE DEGREE DOESN'T GIVE ME THE CRITICAL SKILLS I NEED	SEE HIGHLY SUCCESSFUL INDIVIDUALS WITHOUT A COLLEGE DEGREE	JOINING THE MILITARY	NO	OTHER (PLEASE SPECIFY)	TOTAL
Q2: Senior	9.15% 15	3.05% 5	4.27% 7	9.15% 15	6.10% 10	67.68% 111	0.61% 1	100.00% 164
Total Respondents	15	5	7	15	10	111	1	164

#	Q2: SENIOR	DATE
1	Not changing	4/23/2019 3:00 PM

### Q16 Do you personally plan on paying for part or all of your higher education costs?

Answered: 164 Skipped: 0



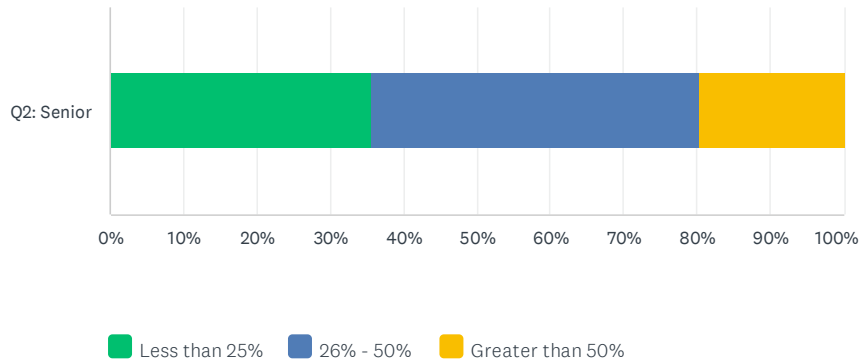
■ Yes 
 ■ Possibly 
 ■ No 
 ■ I don't know 
 ■ I don't know

	YES	POSSIBLY	NO	I DON'T KNOW	I DON'T KNOW	TOTAL
Q2: Senior	35.98% 59	37.80% 62	15.85% 26	10.37% 17	0.00% 0	100.00% 164
Total Respondents	59	62	26	17	0	164



### Q17 What percent of your total education costs do you plan to pay for?

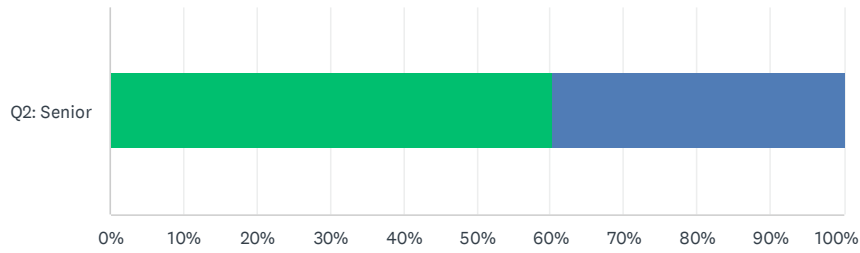
Answered: 138 Skipped: 26



	LESS THAN 25%	26% - 50%	GREATER THAN 50%	TOTAL
Q2: Senior	35.51% 49	44.93% 62	19.57% 27	100.00% 138
Total Respondents	49	62	27	138

### Q18 Have you gotten a job in order to earn money for higher education costs?

Answered: 164 Skipped: 0

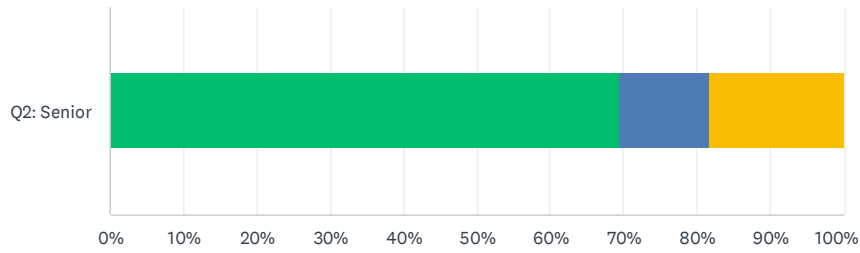


Yes 
  No

	YES	NO	TOTAL
Q2: Senior	60.37%	39.63%	100.00%
	99	65	164
Total Respondents	99	65	164

### Q19 Do you plan to work full- or part-time while attending college?

Answered: 164 Skipped: 0

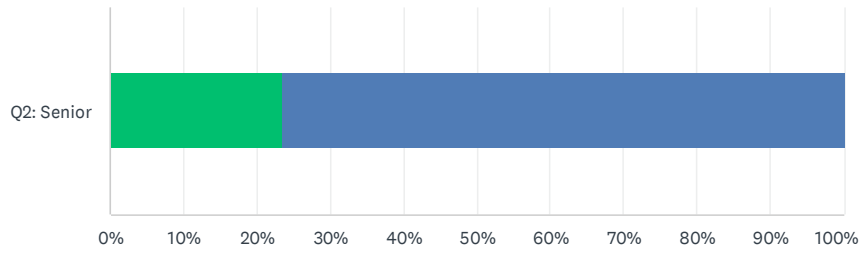


■ Yes 
 ■ No 
 ■ Maybe 
 ■ Maybe

	YES	NO	MAYBE	MAYBE	TOTAL
Q2: Senior	69.51% 114	12.20% 20	18.29% 30	0.00% 0	100.00% 164
Total Respondents	114	20	30	0	164

### Q20 Do you plan to work full- or part-time?

Answered: 144 Skipped: 20

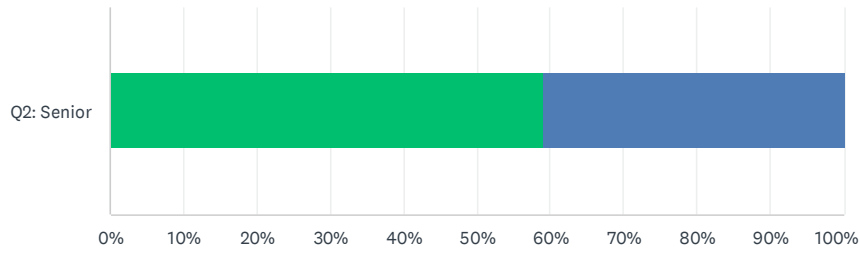


■ Full-time 
 ■ Part-time

	FULL-TIME	PART-TIME	TOTAL
Q2: Senior	23.61%	76.39%	100.00%
	34	110	144
Total Respondents	34	110	144

### Q21 Are you planning to live at home while attending college?

Answered: 164 Skipped: 0

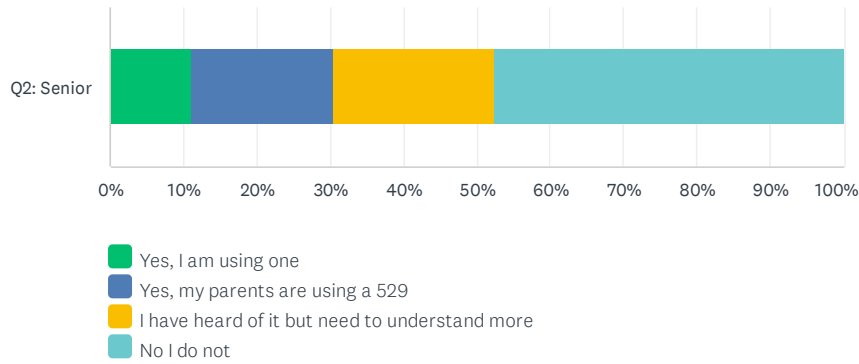


Yes
  No

	YES	NO	TOTAL
Q2: Senior	59.15% 97	40.85% 67	100.00% 164
Total Respondents	97	67	164

## Q22 Do you know what a 529 college savings plan is?

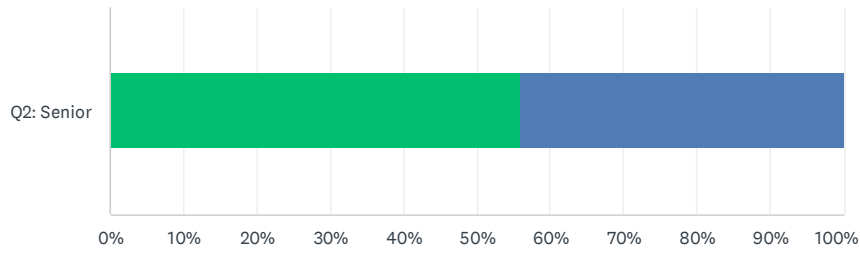
Answered: 164 Skipped: 0



	YES, I AM USING ONE	YES, MY PARENTS ARE USING A 529	I HAVE HEARD OF IT BUT NEED TO UNDERSTAND MORE	NO I DO NOT	TOTAL
Q2: Senior	10.98% 18	19.51% 32	21.95% 36	47.56% 78	100.00% 164
Total Respondents	18	32	36	78	164

### Q23 Are you personally saving for higher education costs?

Answered: 164 Skipped: 0

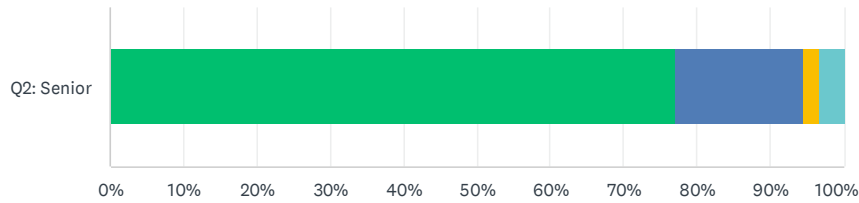


Yes 
  No

	YES	NO	TOTAL
Q2: Senior	56.10% 92	43.90% 72	100.00% 164
Total Respondents	92	72	164

### Q24 What is the primary way that you personally are saving for higher education costs?

Answered: 92 Skipped: 72



■ Savings Account      ■ 529 college savings plan  
■ Brokerage Account      ■ Other (please specify)

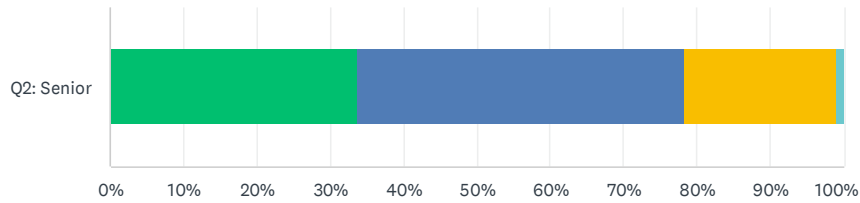
	SAVINGS ACCOUNT	529 COLLEGE SAVINGS PLAN	BROKERAGE ACCOUNT	OTHER (PLEASE SPECIFY)	TOTAL
Q2: Senior	77.17%	17.39%	2.17%	3.26%	100.00%
	71	16	2	3	92
Total Respondents	71	16	2	3	92

#	Q2: SENIOR	DATE
1	Cash savings	4/23/2019 3:46 PM
2	At home	4/23/2019 2:45 PM
3	Home saving	4/23/2019 2:01 PM



### Q25 How much have you personally saved?

Answered: 92 Skipped: 72

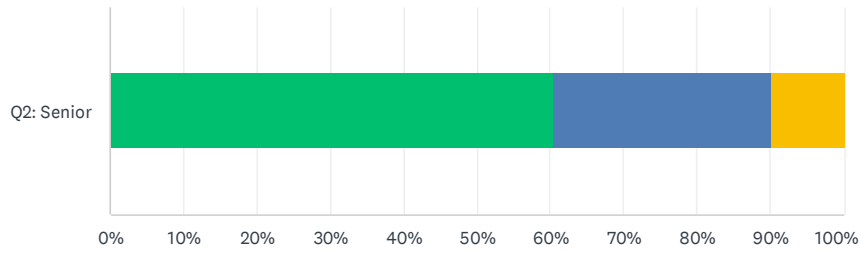


■ Less than \$1,000   
 ■ \$1,000 - \$5,000   
 ■ Greater than \$5,000  
■ I don't know

	LESS THAN \$1,000	\$1,000 - \$5,000	GREATER THAN \$5,000	I DON'T KNOW	TOTAL
Q2: Senior	33.70%	44.57%	20.65%	1.09%	100.00%
	31	41	19	1	92
Total Respondents	31	41	19	1	92

### Q26 Do you plan on receiving financial aid to attend college?

Answered: 162 Skipped: 2

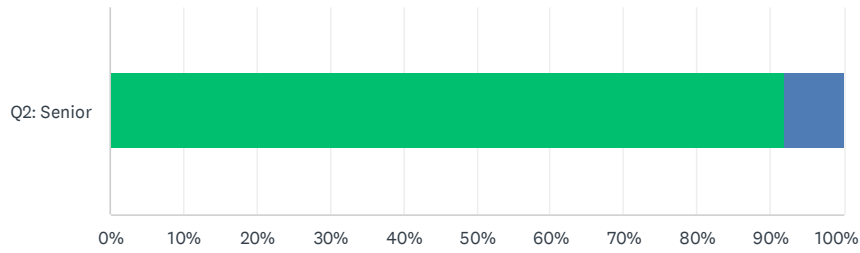


■ Yes 
 ■ Possibly 
 ■ No

	YES	POSSIBLY	NO	TOTAL
Q2: Senior	60.49%	29.63%	9.88%	100.00%
	98	48	16	162
Total Respondents	98	48	16	162

### Q27 Financial aid packages often include student loans. Are you aware that this part of financial aid requires repayment over time?

Answered: 162 Skipped: 2

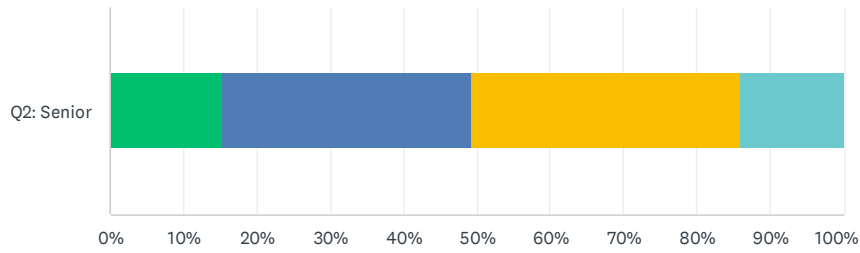


Yes
  No

	YES	NO	TOTAL
Q2: Senior	91.98% 149	8.02% 13	100.00% 162
Total Respondents	149	13	162

### Q28 Do you plan on borrowing money outside of your financial aid package to attend college?

Answered: 162 Skipped: 2

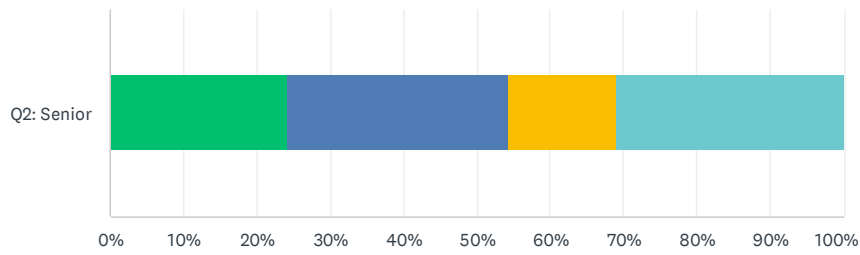


■ Yes 
 ■ Possibly 
 ■ No 
 ■ I don't know 
 ■ I don't know

	YES	POSSIBLY	NO	I DON'T KNOW	I DON'T KNOW	TOTAL
Q2: Senior	15.43% 25	33.95% 55	36.42% 59	14.20% 23	0.00% 0	100.00% 162
Total Respondents	25	55	59	23	0	162

Q29 What percent of your total education costs do you plan on borrowing? (please include any loans inside or outside of your financial aid package)

Answered: 162 Skipped: 2

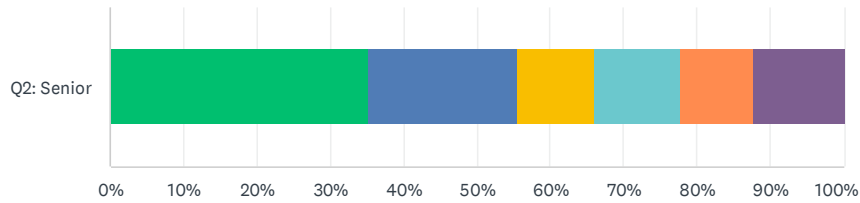


■ Less than 25% 
 ■ 25% - 50% 
 ■ Greater than 50% 
 ■ Not sure

	LESS THAN 25%	25% - 50%	GREATER THAN 50%	NOT SURE	TOTAL
Q2: Senior	24.07% 39	30.25% 49	14.81% 24	30.86% 50	100.00% 162
Total Respondents	39	49	24	50	162

### Q30 How concerned are you about paying back your own student loans?

Answered: 162 Skipped: 2

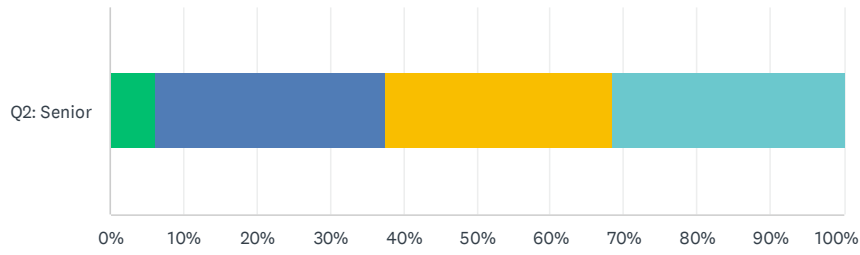


■ Very concerned    
 ■ Somewhat concerned    
 ■ Concerned  
■ Slightly concerned    
 ■ Not concerned    
 ■ Not taking out loans

	VERY CONCERNED	SOMEWHAT CONCERNED	CONCERNED	SLIGHTLY CONCERNED	NOT CONCERNED	NOT TAKING OUT LOANS	TOTAL
Q2: Senior	35.19% 57	20.37% 33	10.49% 17	11.73% 19	9.88% 16	12.35% 20	100.00% 162
Total Respondents	57	33	17	19	16	20	162

### Q31 How long do you anticipate it will take to pay off your student loans?

Answered: 162 Skipped: 2

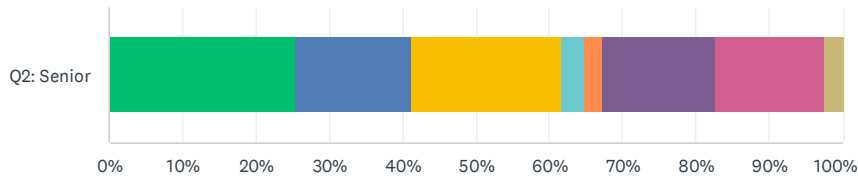


■ 0 - 1 Year 
 ■ 1 - 5 Years 
 ■ 6 - 10 Years 
 ■ Not sure

	0 - 1 YEAR	1 - 5 YEARS	6 - 10 YEARS	NOT SURE	TOTAL
Q2: Senior	6.17%	31.48%	30.86%	31.48%	100.00%
	10	51	50	51	162
Total Respondents	10	51	50	51	162

### Q32 If you want to reduce reliance on student loans, what primary course of action will you seek?

Answered: 162 Skipped: 2



- Save more money
- Attend in-state school
- Attend a community college
- Obtain a Technical and Career Education or Apprenticeship
- Work instead of school
- Live at home

▲ 1/2 ▼

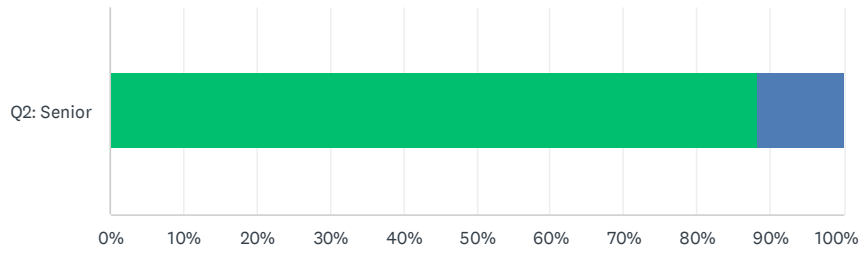
	SAVE MORE MONEY	ATTEND IN-STATE SCHOOL	ATTEND A COMMUNITY COLLEGE	OBTAIN A TECHNICAL AND CAREER EDUCATION OR APPRENTICESHIP	WORK INSTEAD OF SCHOOL	LIVE AT HOME	NOT MAKE ANY CHANGES TO MY PLANS	OTHER (PLEASE SPECIFY)	TOTAL
Q2: Senior	25.31% 41	16.05% 26	20.37% 33	3.09% 5	2.47% 4	15.43% 25	14.81% 24	2.47% 4	100.00% 162
Total Respondents	41	26	33	5	4	25	24	4	162

#	Q2: SENIOR	DATE
1	Scholarships	4/23/2019 3:26 PM
2	Work as much as possible to pay off early.	4/23/2019 3:07 PM
3	A combination of almost all of the above	4/23/2019 2:25 PM
4	seeking scholarships	4/23/2019 1:42 PM



### Q33 Have you talked to your parents about their involvement in funding your college education?

Answered: 162 Skipped: 2

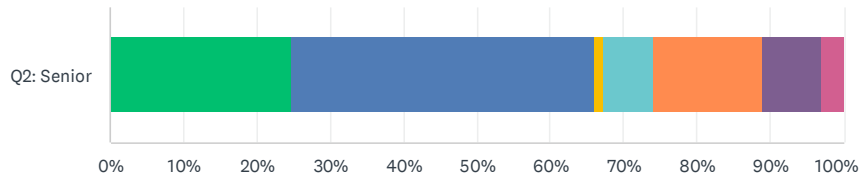


Yes
  No

	YES	NO	TOTAL
Q2: Senior	88.27% 143	11.73% 19	100.00% 162
Total Respondents	143	19	162

### Q34 When it comes to college-related topics, what is the primary conversation you have had with your parents? (select one)

Answered: 162 Skipped: 2



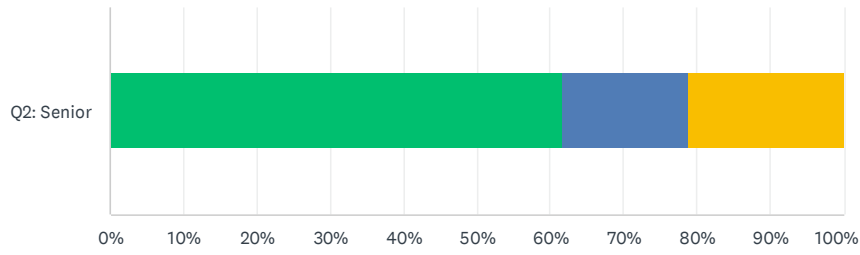
- What type of school you want to go to (e.g. - private, public, community)
- What career path you want to follow
- If you want to go to graduate school
- If you'll need a car
- How college costs will be paid
- Extent to which you'll be expected to contribute to the cost
- Other (please specify)

	WHAT TYPE OF SCHOOL YOU WANT TO GO TO (E.G. - PRIVATE, PUBLIC, COMMUNITY)	WHAT CAREER PATH YOU WANT TO FOLLOW	IF YOU WANT TO GO TO GRADUATE SCHOOL	IF YOU'LL NEED A CAR	HOW COLLEGE COSTS WILL BE PAID	EXTENT TO WHICH YOU'LL BE EXPECTED TO CONTRIBUTE TO THE COST	OTHER (PLEASE SPECIFY)	TOTAL
Q2: Senior	24.69% 40	41.36% 67	1.23% 2	6.79% 11	14.81% 24	8.02% 13	3.09% 5	100.00% 162
Total Respondents	40	67	2	11	24	13	5	162

#	Q2: SENIOR	DATE
1	All of the above. My parents believe that the best plan is a thought out plan.	4/23/2019 3:07 PM
2	Whether I should go to college	4/23/2019 2:53 PM
3	All of The above	4/23/2019 2:48 PM
4	Military	4/23/2019 2:47 PM
5	All of them equally	4/23/2019 2:25 PM

### Q35 Are your parents saving for you to attend college?

Answered: 162 Skipped: 2

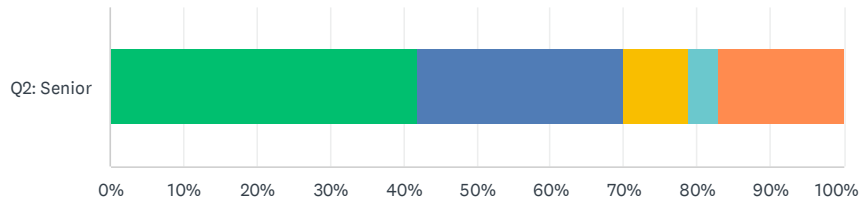


■ Yes 
 ■ No 
 ■ Not sure

	YES	NO	NOT SURE	TOTAL
Q2: Senior	61.73% 100	17.28% 28	20.99% 34	100.00% 162
Total Respondents	100	28	34	162

### Q36 What is the primary way that your parents are saving?

Answered: 100 Skipped: 64

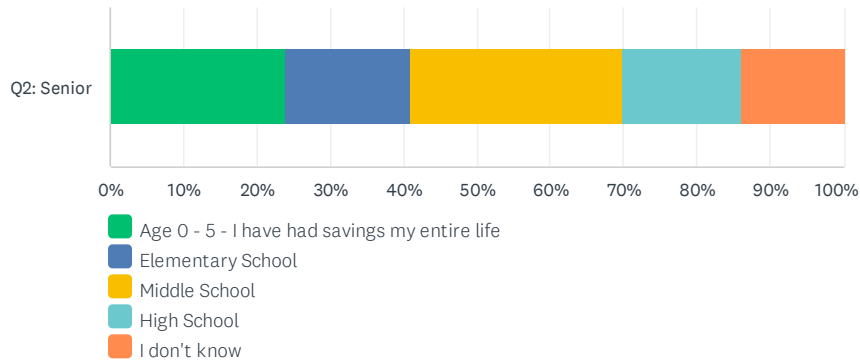


■ Savings Account      ■ 529 college savings plan  
■ Education Savings Account      ■ Brokerage Account  
■ I don't know      ■ Other (please specify)

	SAVINGS ACCOUNT	529 COLLEGE SAVINGS PLAN	EDUCATION SAVINGS ACCOUNT	BROKERAGE ACCOUNT	I DON'T KNOW	OTHER (PLEASE SPECIFY)	TOTAL
Q2: Senior	42.00% 42	28.00% 28	9.00% 9	4.00% 4	17.00% 17	0.00% 0	100.00% 100
Total Respondents	42	28	9	4	17	0	100

### Q37 What age were you when they started saving?

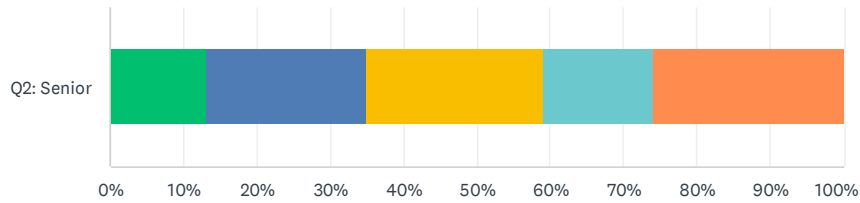
Answered: 100 Skipped: 64



	AGE 0 - 5 - I HAVE HAD SAVINGS MY ENTIRE LIFE	ELEMENTARY SCHOOL	MIDDLE SCHOOL	HIGH SCHOOL	I DON'T KNOW	TOTAL
Q2: Senior	24.00% 24	17.00% 17	29.00% 29	16.00% 16	14.00% 14	100.00% 100
Total Respondents	24	17	29	16	14	100

### Q38 How much have they saved?

Answered: 100 Skipped: 64

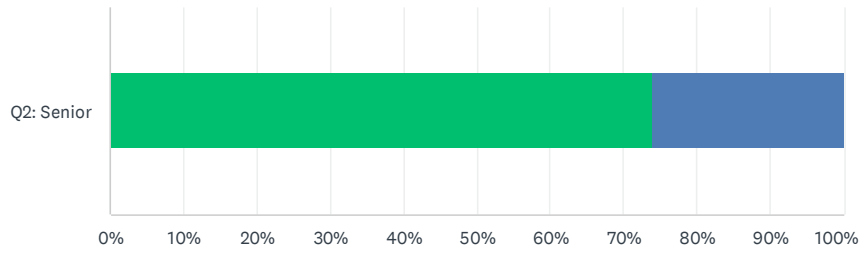


■ Less than \$5,000    
 ■ \$5,001 - \$15,000    
 ■ \$15,001 - \$30,000  
■ Greater than \$30,000    
 ■ I don't know

	LESS THAN \$5,000	\$5,001 - \$15,000	\$15,001 - \$30,000	GREATER THAN \$30,000	I DON'T KNOW	TOTAL
Q2: Senior	13.00% 13	22.00% 22	24.00% 24	15.00% 15	26.00% 26	100.00% 100
Total Respondents	13	22	24	15	26	100

### Q39 Would you rather receive money for education on special occasions rather than tangible gifts?

Answered: 162 Skipped: 2

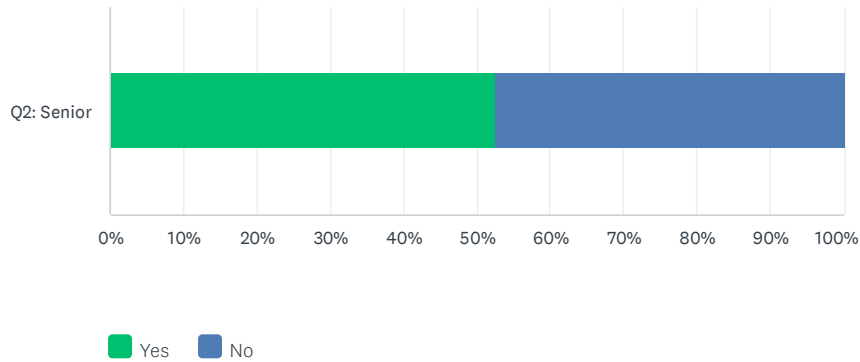


Yes
  No

	YES	NO	TOTAL
Q2: Senior	74.07% 120	25.93% 42	100.00% 162
Total Respondents	120	42	162

### Q40 Are you expecting to receive money for education from relatives (grandparents, aunts, uncles)?

Answered: 162 Skipped: 2

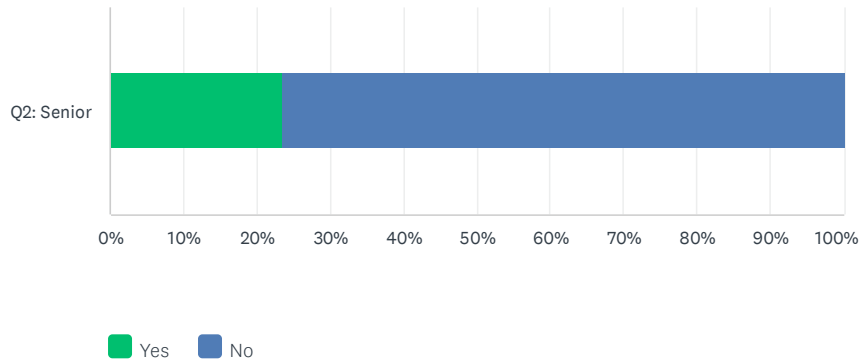


	YES	NO	TOTAL
Q2: Senior	52.47% 85	47.53% 77	100.00% 162
Total Respondents	85	77	162



### Q41 Do you know if your relatives/family friends are saving in a 529 college savings plan for you?

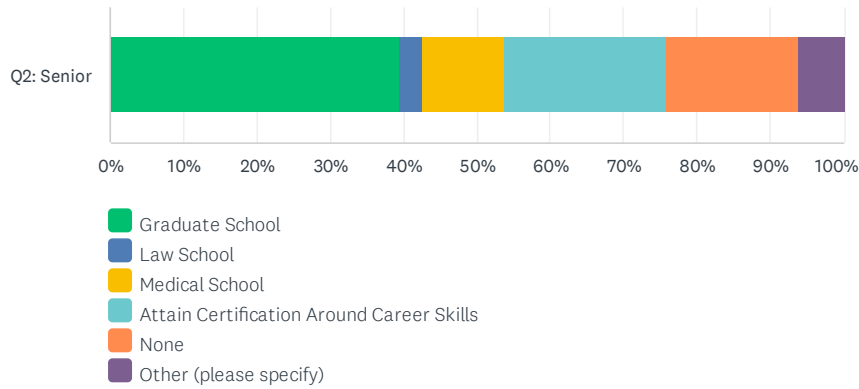
Answered: 85 Skipped: 79



	YES	NO	TOTAL
Q2: Senior	23.53% 20	76.47% 65	100.00% 85
Total Respondents	20	65	85

### Q42 If you are going to college, what are your long term future education plans?

Answered: 162 Skipped: 2

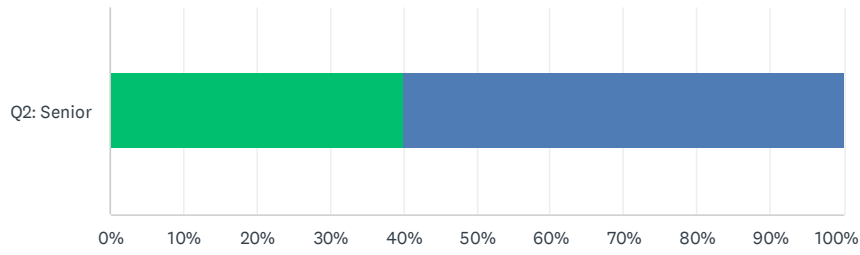


	GRADUATE SCHOOL	LAW SCHOOL	MEDICAL SCHOOL	ATTAIN CERTIFICATION AROUND CAREER SKILLS	NONE	OTHER (PLEASE SPECIFY)	TOTAL
Q2: Senior	39.51% 64	3.09% 5	11.11% 18	22.22% 36	17.90% 29	6.17% 10	100.00% 162
Total Respondents	64	5	18	36	29	10	162

#	Q2: SENIOR	DATE
1	Police officer	4/23/2019 3:56 PM
2	Work after college as music teacher and or music performance	4/23/2019 3:47 PM
3	still looking	4/23/2019 3:18 PM
4	Bachelors Degree	4/23/2019 3:04 PM
5	Carpentry	4/23/2019 2:58 PM
6	finished college degreee	4/23/2019 2:49 PM
7	Bachelors Degree 4 year college	4/23/2019 2:43 PM
8	Robotics	4/23/2019 2:42 PM
9	I don't know yet.	4/23/2019 2:30 PM
10	Culinary	4/23/2019 2:27 PM

Q43 Did you know that saving in a 529 college savings plan can fund graduate education?

Answered: 162 Skipped: 2

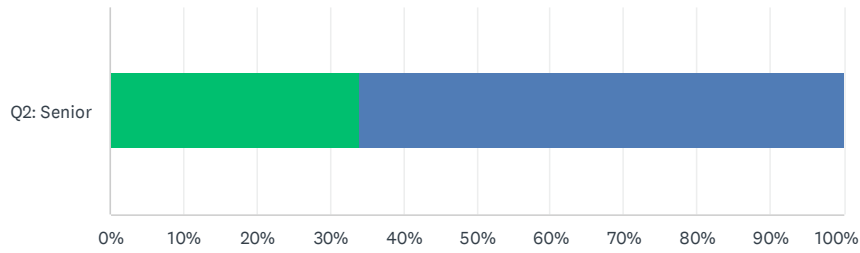


Yes No

	YES	NO	TOTAL
Q2: Senior	40.12% 65	59.88% 97	100.00% 162
Total Respondents	65	97	162

Q44 Do you know a 529 account may fund many technical and career programs?

Answered: 162 Skipped: 2

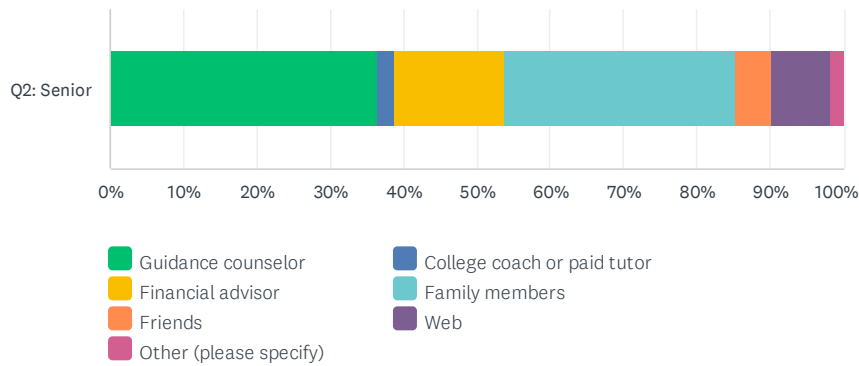


Yes No

	YES	NO	TOTAL
Q2: Senior	33.95%	66.05%	100.00%
	55	107	162
Total Respondents	55	107	162

### Q45 How are you learning about college financing issues?

Answered: 162 Skipped: 2

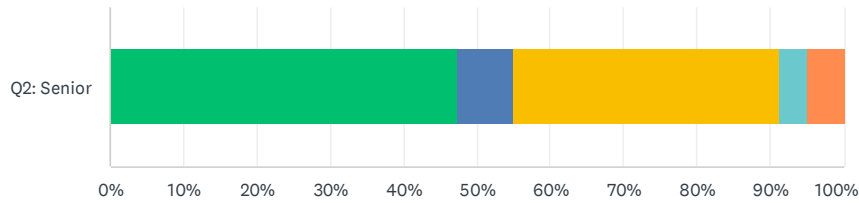


	GUIDANCE COUNSELOR	COLLEGE COACH OR PAID TUTOR	FINANCIAL ADVISOR	FAMILY MEMBERS	FRIENDS	WEB	OTHER (PLEASE SPECIFY)	TOTAL
Q2: Senior	36.42% 59	2.47% 4	14.81% 24	31.48% 51	4.94% 8	8.02% 13	1.85% 3	100.00% 162
Total Respondents	59	4	24	51	8	13	3	162

#	Q2: SENIOR	DATE
1	Family thats in college now also High School guidance counselor	4/23/2019 3:47 PM
2	Mom	4/23/2019 3:12 PM
3	mom	4/23/2019 2:52 PM

### Q46 Which social platform do you frequent the most?

Answered: 160 Skipped: 4



■ Facebook 
 ■ Twitter 
 ■ Instagram 
 ■ Pinterest 
 ■ Other (please specify)

	FACEBOOK	TWITTER	INSTAGRAM	PINTEREST	OTHER (PLEASE SPECIFY)	TOTAL
Q2: Senior	47.50%	7.50%	36.25%	3.75%	5.00%	100.00%
	76	12	58	6	8	160
Total Respondents	76	12	58	6	8	160

#	Q2: SENIOR	DATE
1	None	4/23/2019 3:49 PM
2	You tube	4/23/2019 3:47 PM
3	Discord	4/23/2019 3:29 PM
4	snapchat	4/23/2019 3:23 PM
5	snapchat	4/23/2019 3:04 PM
6	SnapChat	4/23/2019 2:55 PM
7	Snapchat	4/23/2019 1:49 PM
8	Snapchat	4/23/2019 1:43 PM